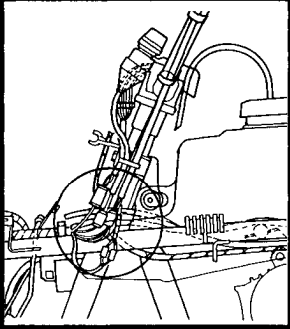


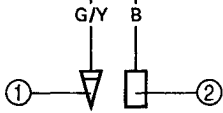


**9. Rear brake switch**

- Disconnect the rear brake switch leads from the wireharness.
- Check for continuity as follows:  
Green/Yellow ① → Black ②



Free	G/Y	B
ON	○	○

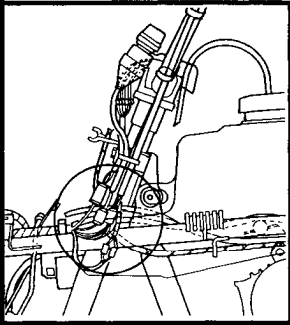



INCORRECT

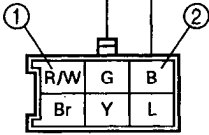
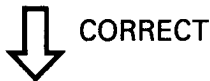
Replace the front brake switch.

**10. Start switch**

- Disconnect the handlebar switch (left) coupler from wireharness.
- Check for continuity as follows:  
Red/White ① – Black ②



OFF	R/W	B
PUSH	○	○

INCORRECT

Replace the handlebar switch (left).

**11. Wiring connection**

- Check the connections on the entire starting system.  
Refer to "CIRCUIT DIAGRAM".

POOR CONNECTION

Properly connect the starting system.